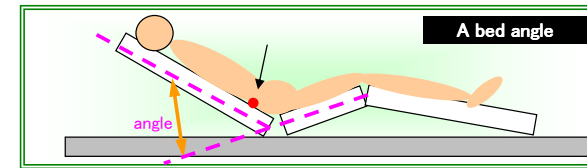
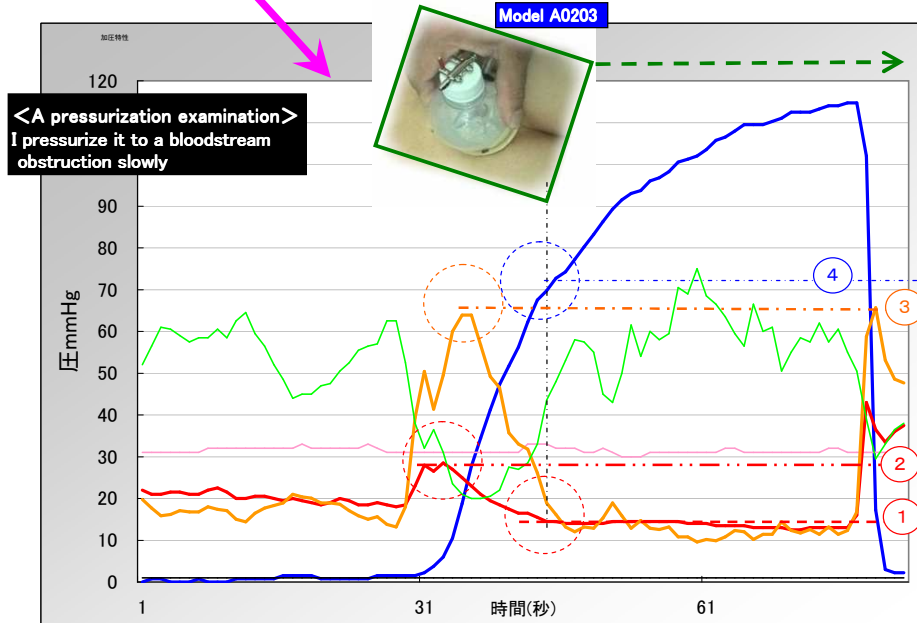
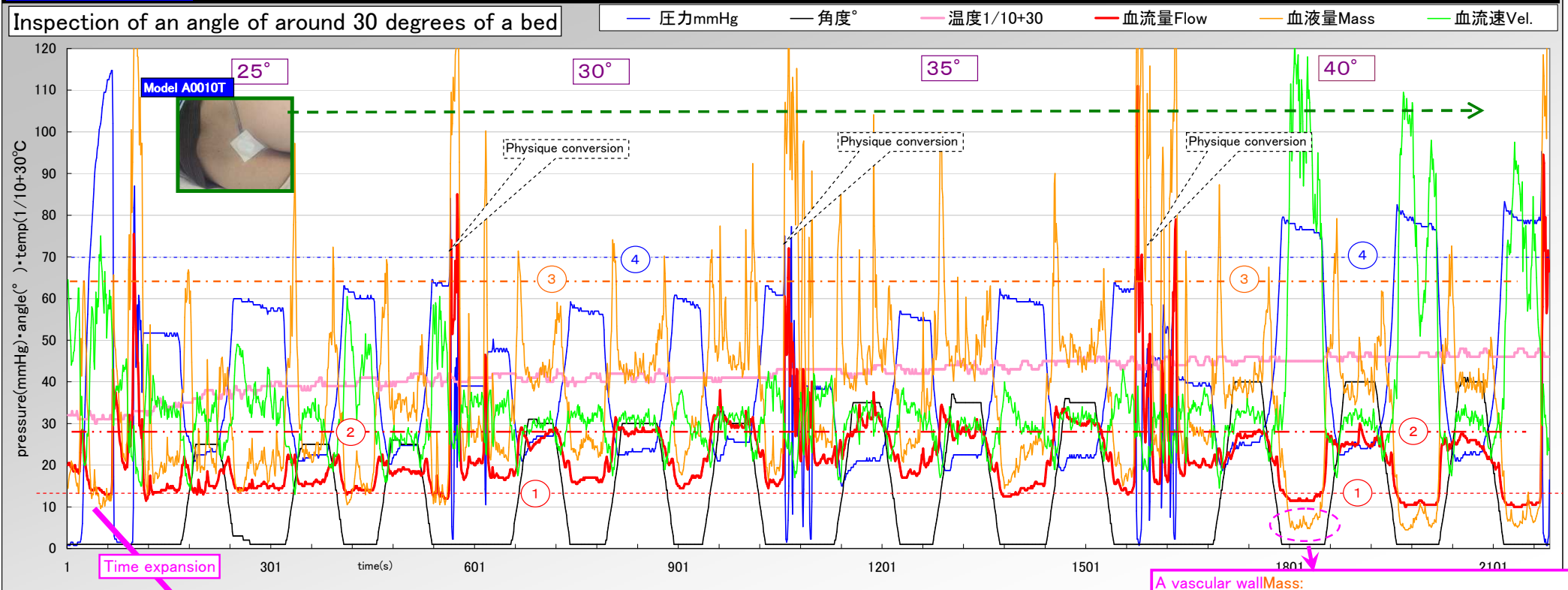


In nursing / care clinical data in the basis... Angle distinction of a bed, body pressure and bloodstream influence after having defeated it
(In clinical data in the basis)


Model A0010T or A0203

Inspection of an angle of around 30 degrees of a bed



Skin bloodstream: I watch irregular skin bloodstream by a relative change (Comparison)

A vascular wallMass:
I am destroyed by shear power, pressurization
I am lower than perpendicular pressurization
A blood vessel becomes thin, Blood velocity suddenly falls



- ④ A complete obstruction by perpendicular pressurization
- ③ Blood vessel capacity(Mass),(Comparison line)
<I am equivalent to loss of face of a blood vessel>
- ② (flow)Comparison line of a bloodstream obstruction (The bloodstream that does not include the reactivity bloodshot after pressure opening)
- ① (flow)A bloodstream obstruction line of perpendicular pressurization